

HW23

① If $\vec{r} = \langle t^3 - t, t^5 + t + 1 \rangle$
and $z = x^2 y^3 + 3x + 4y$, then

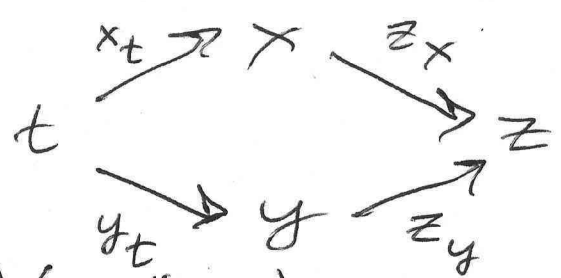
$$\frac{dz}{dt} = ? \quad \text{at } t = 1?$$

② Assume a particle is moving such that
it is always on the surface

$$z = (x^2 + y^4)^{1/2}$$

a) At $(x, y) = (6, 1)$, $\frac{dx}{dt} = -3 = \frac{dy}{dt} \Rightarrow \frac{dz}{dt} = ?$

b) At $(x, y) = (-1, 2)$, $\frac{dz}{dt} = 5 = \frac{dy}{dt} \Rightarrow \frac{dx}{dt} = ?$



① $\frac{dz}{dt} = \frac{\partial z}{\partial x} \frac{dx}{dt} + \frac{\partial z}{\partial y} \frac{dy}{dt}$

$\frac{dz}{dt} = (2xy^3 + 3)(3t^2 - 1) + (3x^2y^2 + 4)(5t^4 + 1)$

$= (2(t^3 - t)(t^5 + t) + \dots$ Better to just substitute $t=1$

now: $x = t^3 - t = 0$, $y = t^5 + t + 1 = 3$, and

$\frac{dz}{dt} = (0 + 3)(3 - 1) + (0 + 4)(5 + 1) = 6 + 24 = \boxed{30}$

② $\frac{dz}{dt} = \frac{\partial z}{\partial x} \frac{dx}{dt} + \frac{\partial z}{\partial y} \frac{dy}{dt} = \frac{x}{\sqrt{x^2 + y^4}} \frac{dx}{dt} + \frac{2y^3}{\sqrt{x^2 + y^4}} \frac{dy}{dt}$

a) $\frac{dz}{dt} = \frac{1}{\sqrt{36 + 1}} \left(\underset{x}{6} \cdot \underset{x_t}{-3} + \underset{2y^3}{2} \cdot \underset{y_t}{-3} \right) = \boxed{\frac{-24}{\sqrt{37}}} \approx -3.95$

b) $5\sqrt{17} = \frac{dz}{dt} \sqrt{x^2 + y^4} = x x_t + 2y^3 y_t = -x_t + 80$

$\Rightarrow dx/dt = x_t = \boxed{80 - 5\sqrt{17}} \approx 59.4$

① If $x = \sin \varphi \cos \theta$ & $y = \sin \varphi \sin \theta$, HW24

and, at $(\varphi, \theta) = (\pi/6, \pi/3)$, $z = f(x, y) = g(\varphi, \theta)$

satisfies $\frac{\partial z}{\partial x} = 3$, $\frac{\partial z}{\partial y} = 4$, then $\frac{\partial z}{\partial \varphi}$, $\frac{\partial z}{\partial \theta} = ?$, $?$

② If instead $\frac{\partial z}{\partial \varphi} = 3$, $\frac{\partial z}{\partial \theta} = 4$, then $\frac{\partial z}{\partial x}$, $\frac{\partial z}{\partial y} = ?$, $?$

(Still at $(\varphi, \theta) = (\pi/6, \pi/3)$.)

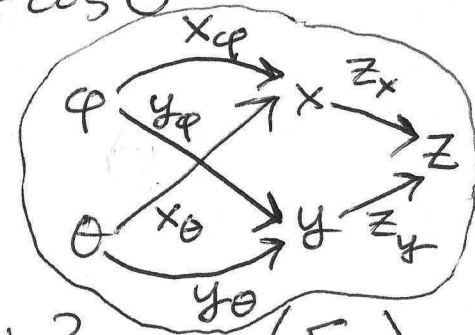
③ If $z = f(x, y)$, $x = t \cos(3t)$, $y = g(t)$,

and, at $t = \frac{\pi}{12}$, $\frac{\partial z}{\partial y} = -1$ and $\frac{dy}{dt} = 7 = \frac{dz}{dt}$,

then $\frac{\partial z}{\partial x} = ?$

$$\textcircled{1} \begin{cases} z_\varphi = \frac{\partial z}{\partial \varphi} = \frac{\partial z}{\partial x} \frac{\partial x}{\partial \varphi} + \frac{\partial z}{\partial y} \frac{\partial y}{\partial \varphi} = 3 \cos \varphi \cos \theta + 4 \cos \varphi \sin \theta \\ z_\theta = \frac{\partial z}{\partial \theta} = \frac{\partial z}{\partial x} \frac{\partial x}{\partial \theta} + \frac{\partial z}{\partial y} \frac{\partial y}{\partial \theta} = 3 \sin \varphi (-\sin \theta) + 4 \sin \varphi \cos \theta \end{cases}$$

$$\Rightarrow \begin{cases} z_\varphi = 3 \left(\frac{\sqrt{3}}{2}\right) \left(\frac{1}{2}\right) + 4 \left(\frac{\sqrt{3}}{2}\right) \left(\frac{\sqrt{3}}{2}\right) = \frac{3\sqrt{3}}{4} + 3 \approx 4.30 \\ z_\theta = 3 \left(\frac{1}{2}\right) \left(\frac{-\sqrt{3}}{2}\right) + 4 \left(\frac{1}{2}\right) \left(\frac{1}{2}\right) = 1 - \frac{3\sqrt{3}}{4} \approx -0.299 \end{cases}$$



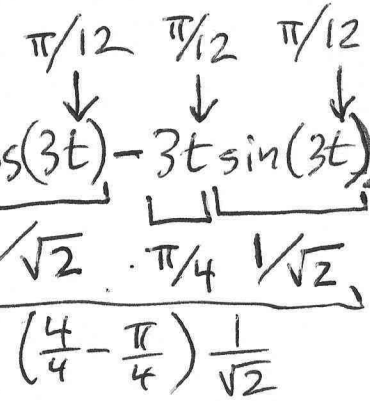
$$\textcircled{2} \begin{cases} 3 = z_x \left(\frac{\sqrt{3}}{2}\right) \left(\frac{1}{2}\right) + z_y \left(\frac{\sqrt{3}}{2}\right) \left(\frac{\sqrt{3}}{2}\right) \Rightarrow 12 = \sqrt{3} z_x + 3 z_y \quad (E_1) \\ 4 = z_x \left(\frac{1}{2}\right) \left(\frac{-\sqrt{3}}{2}\right) + z_y \left(\frac{1}{2}\right) \left(\frac{1}{2}\right) \Rightarrow 16 = -\sqrt{3} z_x + z_y \quad (E_2) \end{cases}$$

$$(E_1 + E_2) \quad 28 = 4 z_y \Rightarrow z_y = 7$$

$$(E_1 - 3E_2) \quad -36 = 4\sqrt{3} z_x \Rightarrow z_x = -3\sqrt{3} \approx -5.20$$

$$\textcircled{3} \begin{matrix} x_t \rightarrow x \\ y_t \rightarrow y \end{matrix} \begin{matrix} z_x \\ z_y \end{matrix} \rightarrow z \Rightarrow \frac{dz}{dt} = \frac{\partial z}{\partial x} \frac{dx}{dt} + \frac{\partial z}{\partial y} \frac{dy}{dt}; \quad \frac{dx}{dt} = \cos(3t) - 3t \sin(3t)$$

$$\Rightarrow \underbrace{14}_{7 - (-7)} = \frac{\partial z}{\partial x} \cdot \frac{4 - \pi}{4} \cdot \frac{1}{\sqrt{2}} \Rightarrow z_x = \frac{\partial z}{\partial x} = \frac{56\sqrt{2}}{4 - \pi} \approx 92.3$$



① Find the direction \vec{u} parallel to $\langle 4, -3 \rangle$. HW25

Then compute $D_{\vec{u}} f(1, 2)$ and $D_{\vec{u}} g(5, 6)$

where $f(x, y) = \sin(xy)$ & $g(x, y) = \ln(r)$.

② Find the direction \vec{v} parallel to $\langle 2, -4, 5 \rangle$.

Then compute $D_{\vec{v}} f(3, 2, 1)$ and $D_{\vec{v}} g(-1, 1, 1)$

where $f(x, y, z) = \varphi$ and $g(x, y, z) = \theta$.

(In ①, ②, r & θ are polar coordinates
and φ is a spherical coordinate.)

② Hint: $\frac{d}{du} \cos^{-1} u = \frac{-1}{\sqrt{1-u^2}}$

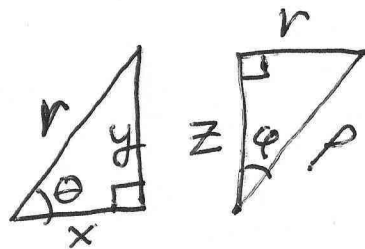
① $\vec{u} = \left\langle \frac{4}{5}, -\frac{3}{5} \right\rangle$. $\vec{\nabla} f = \langle f_x, f_y \rangle = \langle y \cos(xy), x \cos(xy) \rangle$

$g = \ln \sqrt{x^2 + y^2} = \frac{1}{2} \ln(x^2 + y^2) \Rightarrow \vec{\nabla} g = \left\langle \frac{x}{x^2 + y^2}, \frac{y}{x^2 + y^2} \right\rangle$

$\vec{\nabla} f(1, 2) = \langle 2, 1 \rangle \cos 2$; $\vec{\nabla} g(5, 6) = \langle 5, 6 \rangle / 61$.

$D_{\vec{u}} f(1, 2) = \vec{u} \cdot \vec{\nabla} f(1, 2) = \boxed{\cos 2} \approx -.416$

$D_{\vec{u}} g(5, 6) = \vec{u} \cdot \vec{\nabla} g(5, 6) = \boxed{2/305} \approx .00656$



② $\vec{v} = \frac{1}{\sqrt{45}} \langle 2, -4, 5 \rangle$
 $\approx \langle .30, -.60, .75 \rangle$

$f = \varphi = \cos^{-1} \frac{z}{\rho} = \cos^{-1} \left(z(x^2 + y^2 + z^2)^{-1/2} \right)$
 $\pm = \text{sign}(y)$
 $g = \theta = \pm \cos^{-1} \frac{x}{r} = \cos^{-1} \left(x(x^2 + y^2)^{-1/2} \right)$

$f_x = \frac{-1}{\sqrt{1 - (z/\rho)^2}} z(-1) \rho^{-2} \left(\frac{x}{\rho}\right)^{\star} = \frac{xz}{\rho^2 \sqrt{\rho^2 - z^2}} = \frac{xz}{r \rho^2}$; $f_y = \frac{yz}{r \rho^2}$

$f_z = \frac{-1}{\sqrt{1 - (z/\rho)^2}} \left[\frac{1\rho - z(z/\rho)}{\rho^2} \right] = \frac{-1}{\sqrt{1 - z^2/\rho^2}} \cdot \frac{\rho^2 - z^2}{\rho^3} = \frac{-r^2}{r \rho^2} = -\frac{r}{\rho^2}$

★ (I used $\partial \rho / \partial x = \frac{\partial}{\partial x} (x^2 + y^2 + z^2)^{1/2} = \frac{1}{2} (x^2 + y^2 + z^2)^{-1/2} (2x) = x/\rho$.)

$g_x = \frac{\mp 1}{\sqrt{1 - (x/r)^2}} \left[\frac{1r - x(x/r)}{r^2} \right] = \frac{\mp 1}{\sqrt{1 - x^2/r^2}} \cdot \frac{r^2 - x^2}{r^3} = \frac{\mp y^2}{\pm y r^2} = \frac{-y}{r^2}$

$g_y = \frac{\mp 1}{\sqrt{1 - (x/r)^2}} x(-1) r^{-2} \left(\frac{y}{r}\right) = \frac{\pm y x}{r^2 \sqrt{r^2 - x^2}} = \frac{(\pm y) x}{r^2 (\pm y)} = \frac{x}{r^2}$; $g_z = 0$

At $(x, y, z) = (3, 2, 1)$, $r = \sqrt{13}$ & $\rho = \sqrt{14}$. So,

HW
25

$$\vec{\nabla} f = \langle f_x, f_y, f_z \rangle = \left\langle \frac{3}{14\sqrt{13}}, \frac{2}{14\sqrt{13}}, -\frac{\sqrt{13}}{14} \right\rangle = \frac{\langle 3, 2, -13 \rangle}{14\sqrt{13}}$$

$$\text{So, } D_{\vec{v}} f(3, 2, 1) = \vec{v} \cdot \vec{\nabla} f = \frac{6 - 8 - 65}{14\sqrt{13}\sqrt{45}} = \frac{-67}{42\sqrt{65}} \approx -0.198$$

At $(x, y, z) = (-1, 1, 1)$, $r = \sqrt{2}$. So, $\vec{\nabla} g = \left\langle -\frac{1}{2}, -\frac{1}{2}, 0 \right\rangle$.

$$\text{So, } D_{\vec{v}} g(-1, 1, 1) = \vec{v} \cdot \vec{\nabla} g = \frac{-1 + 2 + 0}{\sqrt{45}} = \frac{1}{3\sqrt{5}} \approx 0.149$$

HW26

- ① Find the line tangent to the curve $x^4 + xy + x^6 = 3$ at $(1, 1)$.
- ② Find the plane tangent to the surface $x^3 + y^3 + z^3 - 3xyz = 7$ at $(2, 2, 1)$.
- ③ Find the direction of fastest increase of $f(x, y) = x^{-2} + y^{-3}$ at $(1, 1)$.
- ④ Find the direction of fastest decrease of $g(x, y, z) = x^2 + \left(\frac{y-z}{2}\right)^2 + \left(\frac{z-x}{3}\right)^2$ at $(-3, -4, -5)$.

$$\textcircled{1} \quad \vec{\nabla}(x^4 + xy + x^6) = \langle 4x^3 + y + 6x^5, x \rangle = \langle 11, 1 \rangle$$

$$\text{Tangent line: } \boxed{11(x-1) + 1(y-1) = 0}$$

$$\textcircled{2} \quad \vec{\nabla}(x^3 + y^3 + z^3 - 3xyz) = \langle 3(x^2 - yz), 3(y^2 - xz), 3(z^2 - xy) \rangle \\ = 3\langle 2, 2, -3 \rangle$$

$$\text{Tangent plane: } \boxed{2(x-2) + 2(y-2) - 3(z-1) = 0}$$

($6(x-2) + 6(y-2) - 9(z-1) = 0$ is the same plane.)

Actually, $(2, 2, 1)$ is not on the surface given.

I should have given $x^3 + y^3 + z^3 - 3xyz = 5$. Sorry!

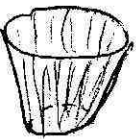
$$\textcircled{3} \quad \vec{\nabla}(x^{-2} + y^{-3}) = \langle -2x^{-3}, -3y^{-4} \rangle = \langle -2, -3 \rangle \text{ has}$$

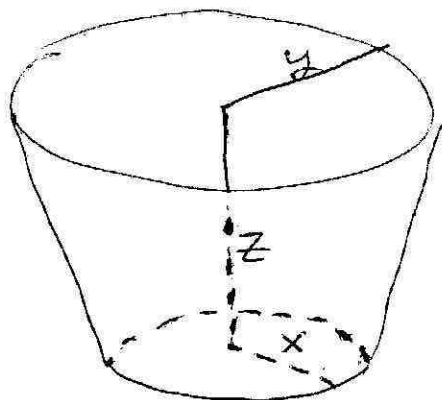
$$\text{direction } \boxed{-\langle 2, 3 \rangle / \sqrt{13}} \approx \langle -0.55, -0.83 \rangle$$

$$\textcircled{4} \quad -\vec{\nabla}\left(x^2 + \left(\frac{y-z}{2}\right)^2 + \left(\frac{z-x}{3}\right)^2\right) = -\left\langle 2x - \frac{2}{9}(z-x), \frac{2}{4}(y-z), \frac{2}{9}(z-x) - \frac{2}{4}(y-z) \right\rangle \\ = \langle 50/9, -1/2, 17/18 \rangle \text{ has direction } \approx \boxed{\langle +.982, -.0884, +.167 \rangle}$$

- ① Find the point on the surface $z = x^2 + y^2$ closest to the point $(1, 2, -3)$.

Hint: minimize the squared distance from $(x, y, x^2 + y^2)$ to $(1, 2, -3)$.

- ② Consider a cup  that is a truncated cone with circular base of radius x , (open) circular top with radius y , and height z . Given volume $V = 500 \text{ cm}^3$ (that's half a liter), find x, y, z that minimize the surface area S .



$$V = \frac{\pi z}{3} (x^2 + xy + y^2)$$

$$S = \pi x^2 + \pi (x + y) \sqrt{z^2 + (y - x)^2}$$

$$\textcircled{1} f(x, y) = (x-1)^2 + (y-2)^2 + (x^2 + y^2 + 3)^2$$

HW
27

$$\begin{aligned}\vec{\nabla} f &= 2 \langle x-1 + 2x(x^2 + y^2 + 3), y-2 + 2y(x^2 + y^2 + 3) \rangle \\ &= 2 \langle 7x-1 + 2x(x^2 + y^2), 7y-2 + 2y(x^2 + y^2) \rangle.\end{aligned}$$

We must solve $\begin{cases} 1-7x = 2x(x^2 + y^2) \\ 2-7y = 2y(x^2 + y^2) \end{cases}$ (to solve $\vec{\nabla} f = \vec{0}$).

Use a calculator or computer to find an approximate

solution: $(x, y) \approx (.139, .278)$. (There is only one
(real) solution for this problem.) Since $z = x^2 + y^2$,

$$(x, y, z) \approx (.139, .278, .0966).$$

$$\textcircled{1} f(x, y) = (x-1)^2 + (y-2)^2 + (x^2 + y^2 + 3)^2$$

HW
27

$$\begin{aligned} \vec{\nabla} f &= 2 \langle x-1 + 2x(x^2 + y^2 + 3), y-2 + 2y(x^2 + y^2 + 3) \rangle \\ &= 2 \langle 7x-1 + 2x(x^2 + y^2), 7y-2 + 2y(x^2 + y^2) \rangle. \end{aligned}$$

We must solve $\begin{cases} 1-7x = 2x(x^2 + y^2) \\ 2-7y = 2y(x^2 + y^2) \end{cases}$ (to solve $\vec{\nabla} f = \vec{0}$).

Use a calculator or computer to find an approximate

solution: $(x, y) \approx (.139, .278)$. (There is only one
(real) solution for this problem.) Since $z = x^2 + y^2$,

$$(x, y, z) \approx \boxed{(.139, .278, .0966)}.$$

If you try to solve $\vec{\nabla} f = \vec{0}$ by hand, you might notice

$\frac{1}{x} - 7 = 2(x^2 + y^2) = \frac{2}{y} - 7 \Rightarrow 2x = y$ and then substitute
 $2x$ for y to get $1-7x = 2x(x^2 + 4x^2) = 10x^3$. But then
you have to solve a cubic equation in x ...

$$500 = \frac{\pi z}{3} (x^2 + xy + y^2) \Rightarrow z = \frac{1500}{\pi(x^2 + xy + y^2)}$$

(HW
27)

$$\Rightarrow S = \pi x^2 + \pi(x+y) \sqrt{\left(\frac{1500}{\pi(x^2 + xy + y^2)}\right)^2 + (y-x)^2}$$

(2)

$$\frac{d}{du} \sqrt{u} = \frac{1}{2\sqrt{u}}$$

Use z^2 for short \searrow

$$\frac{\partial S}{\partial x} = 2\pi x + \pi \sqrt{z^2 + (y-x)^2} + \pi(x+y) \frac{2z(dz/dx) + 2(x-y)}{2\sqrt{z^2 + (y-x)^2}}$$

$$\frac{\partial S}{\partial y} = 0 + \pi \sqrt{z^2 + (y-x)^2} + \pi(x+y) \frac{2z(dz/dy) + 2(y-x)}{2\sqrt{z^2 + (y-x)^2}}$$

$$\frac{dz}{dx} = \frac{-1500(2x+y)}{\pi(x^2 + xy + y^2)^2}; \quad \frac{dz}{dy} = \frac{-1500(2y+x)}{\pi(x^2 + xy + y^2)^2}$$

Note that you can compute $\frac{\partial S}{\partial x}$ & $\frac{\partial S}{\partial y}$ using a calculator or computer! You don't even need to see their giant formulas. You can store the formulas in variables and then use these for the next step.

We must solve $S_x = 0 = S_y$:

HW
27

$$0 = 2\pi x + \pi \sqrt{\frac{1500^2}{\pi^2(x^2 + xy + y^2)^2} + (y-x)^2}$$

$$+ \frac{\pi(x+y)}{\sqrt{\frac{1500^2}{\pi^2(x^2 + xy + y^2)^2} + (y-x)^2}} \left(\frac{-1500^2(2x+y)}{\pi^2(x^2 + xy + y^2)^3} + x - y \right)$$

$$\& 0 = \pi \sqrt{\frac{1500^2}{\pi^2(x^2 + xy + y^2)^2} + (y-x)^2}$$

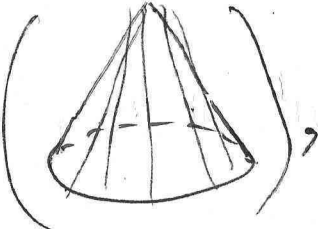
$$+ \frac{\pi(x+y)}{\sqrt{\frac{1500^2}{\pi^2(x^2 + xy + y^2)^2} + (y-x)^2}} \left(\frac{-1500^2(2y+x)}{\pi^2(x^2 + xy + y^2)^3} + y - x \right)$$

Use technology to find an approximate solution
(and to avoid having to type in such formulas manually).

I found two critical points (solutions to $S_x = S_y = 0$):

HW
27

$(x, y) \approx (3.628, 6.613)$ & $(x, y) \approx (5.527, 0)$.

Common sense tells me the latter, a closed cone () is not the cup I want. I also

checked that the first critical point makes

$S \approx 254.2$ & the "cone" solution makes $S \approx 383.8$.

So, $x \approx 3.63 \text{ cm}$ & $y \approx 6.61 \text{ cm}$ minimize S .